



## Guide to Practice Activities & Released Testlets English Language Arts and Mathematics – Integrated Model

### INTRODUCTION

The Dynamic Learning Maps® (DLM®) Alternate Assessment System provides educators and students with the opportunity to practice using practice activities and released testlets in preparation for testing.

- **Practice activities** are designed to familiarize users with the way testlets look in the KITE® system. One activity is for educators and the other is for students.
- **Released testlets are similar to the real DLM testlets in content and format.**

Practice activities and released testlets are available through the practice section in KITE Client. Login information for practice activities and released testlets is provided in this guide. The practice activities and released testlets may be completed as many times as desired.

---

NOTE: Some released testlets are available as PDFs on the DLM website at the following link: <http://www.dynamiclearningmaps.org/about/tests/releasedtestlets>.

---

Users who have questions or problems accessing the practice activities and released testlets should contact their assessment coordinator.

### DEMO STUDENT ACCOUNTS FOR PRACTICE ACTIVITIES AND RELEASED TESTLETS

Practice activities and released testlets are only available through demo student accounts. The demo student accounts listed below are enrolled in all available practice activities and released testlets. The practice activities and released testlets have certain Access Profile settings turned on depending on the account, as indicated in the table below.

Name	Password	Access Profile Supports Turned On
demo.sue28	sand3	Spoken audio: voice source = synthetic, read at start = false, spoken preference = text and graphics, audio for directions only = false. Contrast color: Green text on white background
demo.sue29	wall3	None*
demo.sue30	swept	Switch: scan speed = 4 seconds, auto scan = manual override, auto repeat scan frequency = infinity
demo.sue31	topic	2x magnification
demo.sue33	void7	4x magnification and invert color choice

<b>demo.sue34</b>	nine7	Color overlay (green)
<b>demo.sue35</b>	jar71	Switch: scan speed = 5 seconds, initial delay = 5 seconds, auto repeat scan frequency = 2
<b>demo.sue36</b>	stop3	Spoken audio: voice source = synthetic, read at start = false, spoken preference = NonVisual, audio for directions only = false.
<b>demo.sue37</b>	after	5x magnification
<b>demo.lisa.25</b>	bank9	N/A; Writing testlets are available with this account

\*No special settings are required for two-switch users. Use **Tab** to navigate, and **Enter** to select.

Access Profile settings are described in detail in the ACCESSIBILITY MANUAL.

## ACCESSING PRACTICE ACTIVITIES AND RELEASED TESTLETS

NOTE: KITE Client must be installed before you can access practice activities or released testlets. Download information is available on the KITE Suite page of the Dynamic Learning Maps website.

To access practice activities and released testlets, follow these steps:

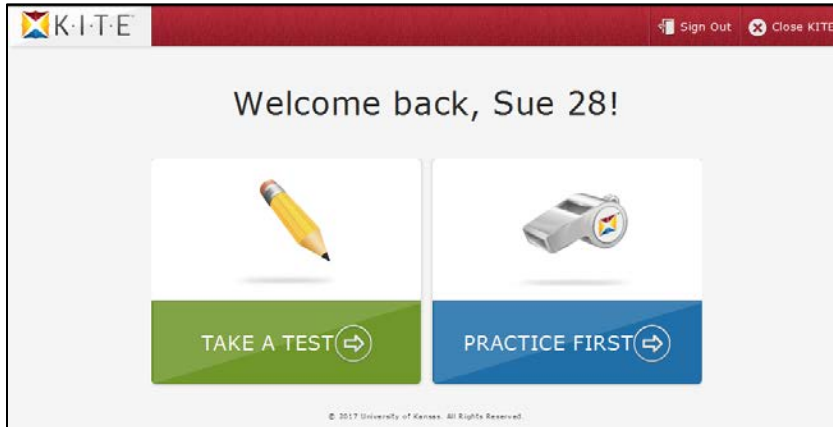
1. Click the **KITE Client** icon on the testing device.



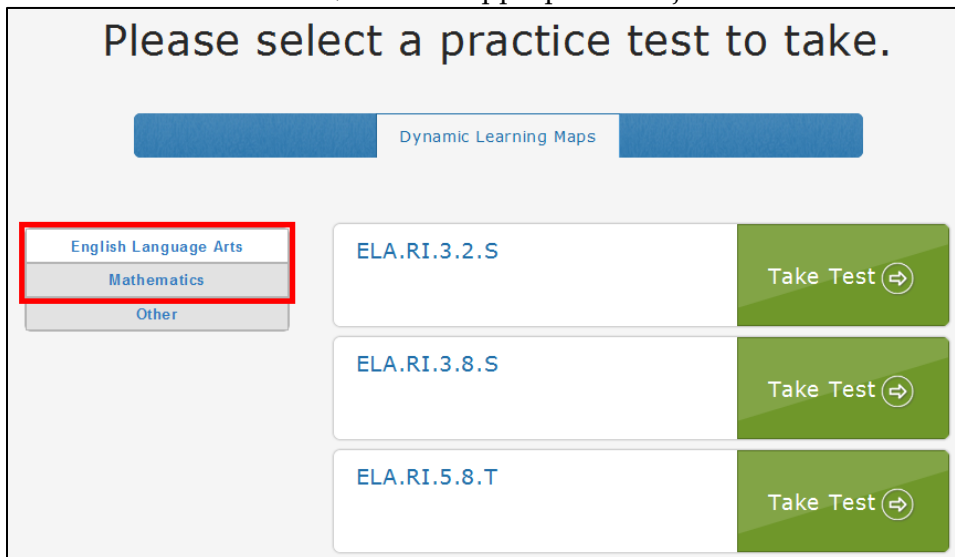
2. Enter the demo student's username and password; click **Sign In**.

 A screenshot of the KITE login interface. At the top is the KITE logo, which consists of a stylized 'X' in yellow, red, and blue, followed by the text 'K·I·T·E®'. Below the logo is a red banner with the text 'Welcome Back!'. Underneath the banner are two white input fields. The first field is labeled 'USERNAME' and contains the text 'demo.sue28'. The second field is labeled 'PASSWORD' and contains five black dots. Below the input fields is a blue button with the text 'SIGN IN' and a white right-pointing arrow icon. At the bottom left of the screen is a small grey button labeled 'Close KITE'. At the bottom right is the copyright notice '© 2017 University of Kansas. All Rights Reserved.'

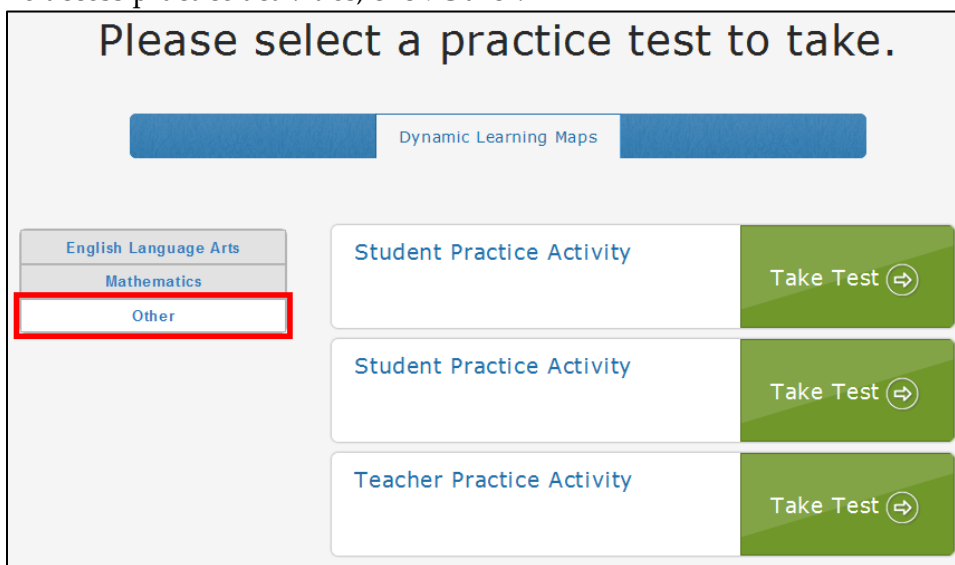
3. Click **Practice First**.



4. To access released testlets, click the appropriate subject and scroll to the desired testlet.



To access practice activities, click **Other**.



5. Click **Take Test** next to the desired released testlet or practice activity.

6. Click **Begin**.
7. Continue with the testlet, navigating using the **BACK** and **NEXT** buttons. To stop in the middle of a testlet, click **EXIT DOES NOT SAVE**.



8. To try a different practice activity or released testlet, either complete a testlet or click **EXIT DOES NOT SAVE** to return to the welcome screen. To try a different demo student's credentials, log out and log back in with the different username and password.


## RELEASED TESTLETS

Released testlets are similar to real testlets. They are selected from a variety of Essential Elements and linkage levels across grades three through eight and high school. New released testlets are added periodically.

Remember that testlets contain items that align to nodes at the designated linkage level. The linkage levels in English language arts and mathematics are:

- Initial Precursor (IP)
- Distal Precursor (DP)
- Proximal Precursor (PP)
- Target (T)
- Successor (S)

In KITE Client, released testlets are labeled by their subject, Essential Element, and linkage level.



In the image above, the labels are:

Subject	Grade	Section & Level Codes	Linkage Level
ELA RI	3	2	S

For more information on the Essential Elements, linkage levels, and nodes used in assessments, go to the Educator Resource Page on the DLM website.

## **PRACTICE ACTIVITIES**

### ***TEACHER PRACTICE ACTIVITY***

The teacher practice activity is a tutorial about testlets that are administered directly by the teacher. Teacher-administered testlets are used when:

- the content is difficult to assess on the computer, or
- the student has presymbolic communication and cannot interact directly with the computer.

Testlets administered by teachers are typically at the Initial Precursor linkage level. All writing testlets are also administered by teachers.

### ***STUDENT PRACTICE ACTIVITY***

The student practice activity is a tutorial about testlets that are computer-delivered directly to the student. Computer-delivered testlets are used when:

- the content can be assessed directly by computer, and
- the student can interact with the system directly to select their own response, using accessibility supports and devices as needed.

Testlets at the Distal Precursor, Proximal Precursor, Target, and Successor linkage levels are typically computer-delivered.

Students may navigate using a mouse, tab and enter on a keyboard, or switches. If the student can engage with the content but cannot advance the screens or input responses independently, the teacher may navigate the screens and record the student's responses on their behalf. More information about allowable practices is provided in the TEST ADMINISTRATION MANUAL.

There are several types of items in the student practice activity:

- multiple-choice items, in which the student selects one or more responses.
- sorting items, in which the student selects and moves objects from one place to another. (Some of these items require the student to click the selection and the destination, while others require students to drag and drop an image. Students who use switches may need help navigating these items.)
- matching items, in which the student identifies how pairs of items are related to one another.